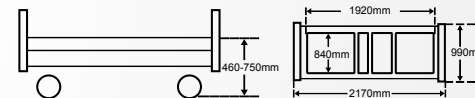


KJW-S402(PZ)

FOUR CRANKS MANUAL CARE BED



Main functions:

- A: Back section up/down;
- B: Knee section up/down;
- C: Whole bed up/down;
- D: Trendelenburg and Reverse Trendelenburg;

Related parameters:

- Overall dimension: L2170 × W990 × H460–750mm;
- Back rest tilting: $80^{\circ} \pm 5^{\circ}$;
- Knee board tilting: $40^{\circ} \pm 5^{\circ}$;
- Hi-lo adjustment between: 460–750mm;
- Reverse and trendelenburg $15^{\circ} \pm 2^{\circ}$;

Standard configuration :

- 4 sets manual crank systems;
- Central-controlled brake system,
- 4pcs luxurious central locking castors;
- 1 pair plastic head/foot-end boards;
- 1 pair aluminium siderails;
- 4pcs urine hooks;
- 1pc S.S I.V pole;

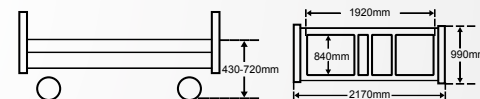
Options:

- Medical mattress;
- Dining board;
- Bedside cabinet;



KJW-S401(LN-C)

FOUR CRANKS MANUAL CARE BED



Main functions:

- A: Back section up/down;
- B: Knee section up/down;
- C: Whole bed up/down;
- D: Trendelenburg and Reverse Trendelenburg;

Related parameters:

- Overall dimension: L2170 × W990 × H430–720mm;
- Back rest tilting: $80^{\circ} \pm 5^{\circ}$;
- Knee board tilting: $40^{\circ} \pm 5^{\circ}$;
- Hi–lo adjustment between: 430–720mm;
- Reverse and trendelenburg $15^{\circ} \pm 2^{\circ}$;

Standard configuration :

- 4 sets manual crank systems ;
- 4pcs luxurious castors ;
- 1 pair plastic head/foot–end boards ;
- 1 pair L type siderails ;
- 4pcs urine hooks ;
- 1pc S.S I.V pole ;

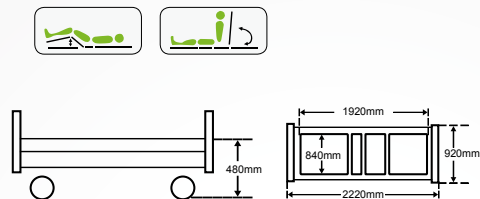
Options:

- Medical mattress ;
- Dining board ;
- Bedside cabinet ;



KJW-S331(G)

THREE CRANKS MANUAL ORTHOPEDICS BED



Main functions:

- A: Back section up/down;
- B: Knee section up/down;

Related parameters:

- Overall dimension :
- L2220xW920xH480mm;
- Back rest tilting: $80^{\circ} \pm 5^{\circ}$;
- Knee board tilting: $40^{\circ} \pm 5^{\circ}$;

Standard configuration:

- 3sets manual crank systems;
- 4pcs luxurious castors;
- 1 pair plastic head/foot-end boards;
- 1 pair aluminium siderails
- 4pcs urine hooks;
- 1pc S.S I.V pole;
- 1set orthopedics traction frame;

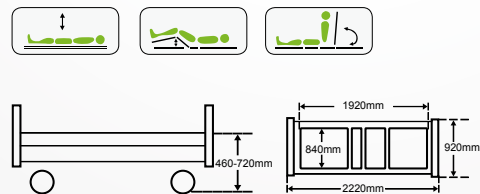
Options:

- Medical mattress;
- Dining board; Bedside cabinet;
- Sundries basket;



KJW-S432(G)

FOUR CRANKS MANUAL ORTHOPEDICS BED



Main functions:

- A: Back section up/down;
- B: Knee section up/down;
- C: Whole bed up/down;

Related parameters:

- Overall dimension :
- L2220xW920xH460-720mm;
- Back rest tilting: $80^{\circ} \pm 5^{\circ}$;
- Knee board tilting: $40^{\circ} \pm 5^{\circ}$;
- Hi-lo adjustment between:
- 460-720mm;

Standard configuration:

- 4sets manual crank systems;
- control-controlled brake system,
- 4pcs luxurious central locking castors;
- 1 pair plastic head/foot-end boards;
- 1 pair aluminium siderails
- 4pcs urine hooks;
- 1pc S.S I.V pole;
- 1set orthopedics traction frame;

Options:

- Medical mattress;
- Dining board; Bedside cabinet;
- Sundries basket;



GUANGDONG KAREWAY MEDICAL TECHNOLOGY CO.,LTD.

Add:One of No.19 jinshi Avenue,Nanhai National Eco-industrial Demonstration Zone,Danzao Town,Nanhai District,Foshan City,Guangdong,China.

Mob:0086-18823130539

Tel: 0086-757-85408801

Fax:0086-757-85409990

Website:www.kareway-med.com

E-mail:kareway01@kareway-med.com

kareway02@kareway-med.com