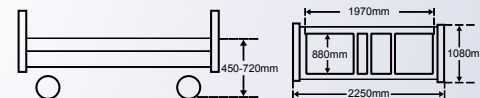


ELECTRIC HOSPITAL BED



KJW-D501(PZ-D)

FIVE FUNCTIONS ELECTRIC CARE BED



Main functions:

- A: Back section up/down;
- B: Knee section up/down;
- C: Whole bed up/down;
- D: Trendelenburg and Reverse Trendelenburg;

Related parameters:

Overall dimension: L2250xW1080xH450-720mm;
 Back rest tilting: $80^{\circ} \pm 5^{\circ}$;
 Knee board tilting: $40^{\circ} \pm 5^{\circ}$;
 Hi-lo adjustment between: 450-720mm;
 Reverse and trendelenburg $15^{\circ} \pm 2^{\circ}$;

Standard configuration:

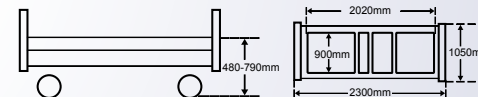
4pcs Advanced medical actuators,
 1pc control box, 1pc handset;
 Central-controlled brake system,
 4pcs luxurious central locking castors;
 1 pair plastic head/foot-end boards;
 1 pair Luxurious PP siderails
 4pcs urine hooks;
 1pc S.S I.V pole;

Options:

Backup power system (UPS);
 CPR function;
 Medical mattress;
 Dining board;
 Bedside cabinet;

KJW-D504(PZR)

FIVE FUNCTIONS ELECTRIC CARE BED WITH BUILT IN CONTROL PANEL



Main functions:

- A: Back section up/down;
- B: Knee section up/down;
- C: Whole bed up/down;
- D: Trendelenburg and Reverse Trendelenburg;

Related parameters:

- Overall dimension: L2300xW1050xH480-790mm;
- Back rest tilting: $80^{\circ} \pm 5^{\circ}$;
- Knee board tilting: $40^{\circ} \pm 5^{\circ}$;
- Hi-lo adjustment between: 480-790mm;
- Reverse and trendelengburg $15^{\circ} \pm 2^{\circ}$;

Standard configuration :

- 4pcs advanced medical actuators;
- 1pc control box ;
- Central-controlled brake system,
- 4pcs luxurious central locking castors;
- 1 pair plastic head/foot-end board with built in control panel ;
- 1 pair PP siderails with built in control panels;
- 4pcs urine hooks;
- 1pc S.S I.V pole;

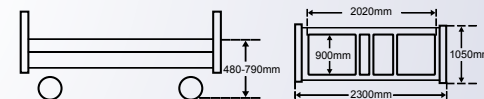
Options:

- Backup power system (UPS);
- CPR function;
- Medical mattress;
- Dining board;
- Bedside cabinet;



KJW-D504(PZ-C)

FIVE FUNCTIONS ELECTRIC CARE BED



Main functions:

- A: Back section up/down;
- B: Knee section up/down;
- C: Whole bed up/down;
- D: Trendelenburg and Reverse Trendelenburg;

Related parameters:

Overall dimension: L2300xW1050xH480-790mm;
 Back rest tilting: $80^{\circ} \pm 5^{\circ}$;
 Knee board tilting: $40^{\circ} \pm 5^{\circ}$;
 Hi-lo adjustment between: 480-790mm;
 Reverse and trendelenburg $15^{\circ} \pm 2^{\circ}$;

Standard configuration:

4pcs advanced medical actuators;
 1pc control box; 1pc handset;
 Central-controlled brake system,
 4pcs luxurious central locking castors;
 1 pair plastic head/foot-end boards;
 1 pair PP siderails;
 4pcs urine hooks; 1pc S.S. I.V pole;

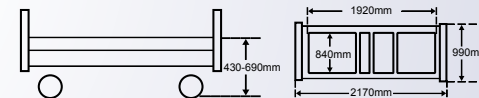
Options:

Backup power system (UPS);
 CPR function;
 Medical mattress;
 Dining board;
 Bedside cabinet;



KJW-D502(PN-C)

FIVE FUNCTIONS ELECTRIC CARE BED



Main functions:

- A: Back section up/down;
- B: Knee section up/down;
- C: Whole bed up/down;
- D: Trendelenburg and Reverse Trendelenburg;

Related parameters:

- Overall dimension: L2170 × W990 × H430-690mm;
- Back rest tilting: $80^{\circ} \pm 5^{\circ}$;
- Knee board tilting: $40^{\circ} \pm 5^{\circ}$;
- Hi-lo adjustment between: 430-690mm;
- Reverse and trendelenburg $15^{\circ} \pm 2^{\circ}$;

Standard configuration :

- 4pcs advanced medical actuators;
- 1pc control box; 1pc handset;
- Central-controlled brake system,
- 4pcs luxurious central locking castors;
- 1 pair plastic head/foot-end boards;
- 1 pair PP siderails;
- 4pcs urine hooks;
- 1pc S.S I.V pole;

Options:

- Backup power system (UPS);
- CPR function;
- Medical mattress;
- Dining board;
- Bedside cabinet;



GUANGDONG KAREWAY MEDICAL TECHNOLOGY CO.,LTD.

Add:One of No.19 jinshi Avenue,Nanhai National Eco-industrial Demonstration Zone,Danzao Town,Nanhai District,Foshan City,Guangdong,China.

Mob:0086-18823130539

Tel: 0086-757-85408801

Fax:0086-757-85409990

Website:www.kareway-med.com

E-mail:kareway01@kareway-med.com

kareway02@kareway-med.com